

ClassLink Access from Home

Go to www.bcsdk12.net

- Find the ClassLink shortcut on the Heard web page. <https://heard.bcsdk12.net>
- OR ClassLink is under the Parents Tab
- OR go directly to Classlink using <https://launchpad.classlink.com/bibb> Students will

login with his/her username and password:

How to log into ClassLink

- Sign into ClassLink using your district assigned username and password. (This can't be changed.)
- Username -
firstname.lastnameXX
(XX is the last 2 digits of your graduation year)
- Password – captial initials, lunch number, !

EXAMPLE



Bibb County

Username **jane.smith25**

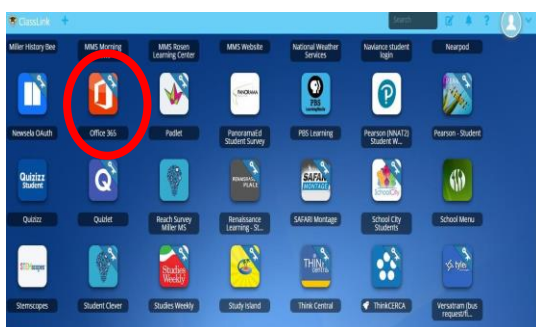
Password **JS12345!**

Sign In

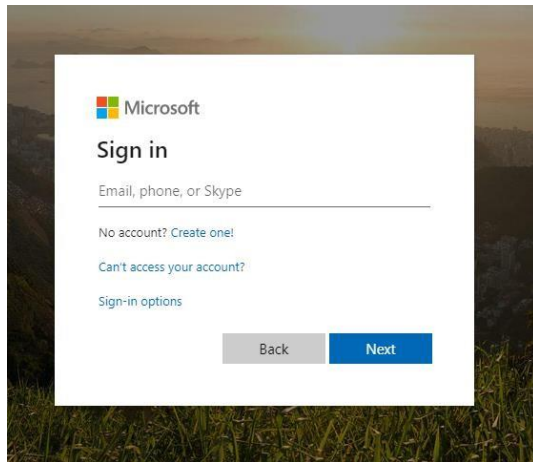
Help, I forgot my password

Accessing Office365 and Teams

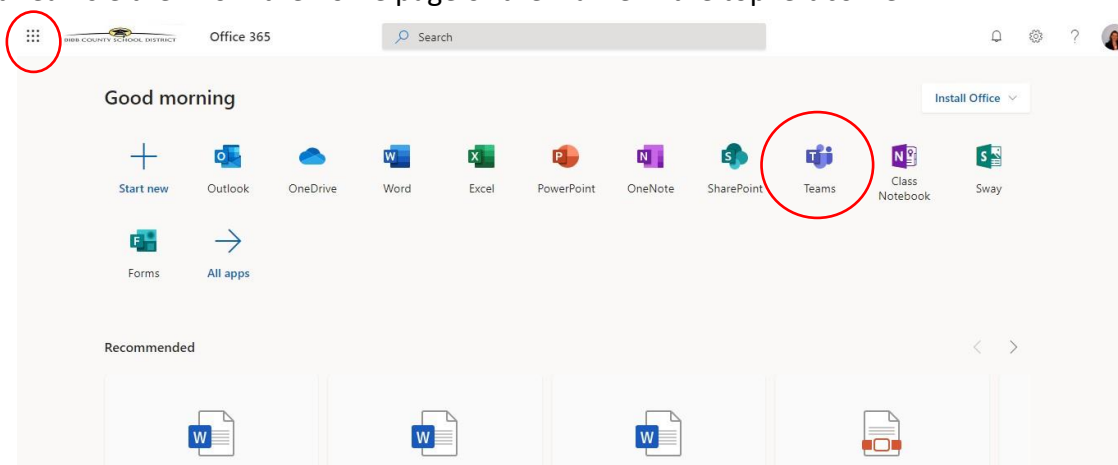
1. Login to Office 365 through ClassLink. Find this app, by typing Office 365 in the search box.



2. If your login is not saved you will have to login to Office 365 with your email address and password. Using the previous example, it would be jane.smith25@bcsdk12.net and the password would be JS123456!



3. Select Teams either from the home page or the waffle in the top left corner.



Accessing Canvas for All Student Classes:

4. Find the Canvas icon by typing "Canvas" in the search box.

